

VÁLVULAS HIDRÁULICAS

QUICK
COUPLINGS



barboflex[®]
flexible solutions



ÍNDICE GERAL
HIDRÁULICA

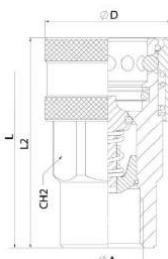
GENERAL INDEX
HYDRAULIC

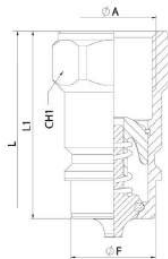
Valvulas Hidráulicas **04** Hydraulic Couplings


SÉRIE ISO A
ISO A SERIES


Disponível: Aço Carbono,
AISI 304, AISI 316.
Available: Steel, AISI 304,
AISI 316.



Norma/Standard 7241-1 Series A	CÓDIGO CODE	A	D (mm)	L2 (mm)	W.P. (bar)
	501200.0404	1/4" - BSP	26	51	350
	501200.0606	3/8" - BSP	32	58,5	300
	501200.0808	1/2" - BSP	38	63,5	300
	501200.1212	3/4" - BSP	46	83,5	250
	501200.1616	1" - BSP	55	97	230
	501200.2020	1,1/4" - BSP	70	117	230

Norma/Standard 7241-1 Series A	CÓDIGO CODE	A	D (mm)	L2 (mm)	W.P. (bar)
	502200.0404	1/4" - BSP	11,8	36	350
	502200.0606	3/8" - BSP	17,25	40,5	300
	502200.0808	1/2" - BSP	20,56	46	300
	502200.1212	3/4" - BSP	29	56	250
	502200.1616	1" - BSP	34,3	63	230
	502200.2020	1,1/4" - BSP	44,95	75	230

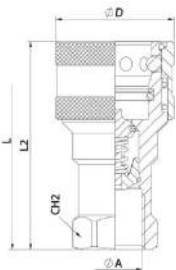
Dust Plug Tampa p/ Valv. Fêmea	CÓDIGO CODE	Medida / Size
	500100.04	1/4"
	500100.06	3/8"
	500100.08	1/2"
	500100.12	3/4"
	500100.16	1"
	500100.20	1,1/4"

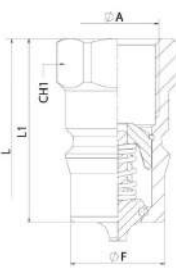
Dust Cap Tampa p/ Valv. Macho	CÓDIGO CODE	Medida / Size
	500200.04	1/4"
	500200.06	3/8"
	500200.08	1/2"
	500200.12	3/4"
	500200.16	1"
	500200.20	1,1/4"


SÉRIE ISO B
ISO B SERIES

Disponível: Aço Carbono,
AISI 304, AISI 316, Latão.
Available: Steel, AISI 304,
AISI 316, Brass.



Norma/Standard 7241-1Series B	CÓDIGO CODE	A	D (mm)	L2 (mm)	W.P. (bar)
	501001.0202	1/8" - BSP	22	49	400
	501001.0404	1/4" - BSP	27	57,7	380
	501001.0606	3/8" - BSP	35	65,5	350
	501001.0808	1/2" - BSP	42	74	320
	501001.1212	3/4" - BSP	52	90	300
	501001.1616	1" - BSP	60	103	280

Norma/Standard 7241-1 Series B	CÓDIGO CODE	A	D (mm)	L2 (mm)	W.P. (bar)
	502001.0202	1/8" - BSP	10,9	30	400
	502001.0404	1/4" - BSP	14,2	36	380
	502001.0606	3/8" - BSP	19,1	40,5	350
	502001.0808	1/2" - BSP	23,55	46	320
	502001.1212	3/4" - BSP	31,45	56	300
	502001.1616	1" - BSP	37,8	63	280

Dust Plug Tampa p/ Valv. Fêmea	CÓDIGO CODE	Medida / Size
	500101.04	1/4"
	500101.06	3/8"
	500101.08	1/2"
	500101.12	3/4"
	500101.16	1"
	500101.20	1,1/4"

Dust Cap Tampa p/ Valv. Macho	CÓDIGO CODE	Medida / Size
	500201.04	1/4"
	500201.06	3/8"
	500201.08	1/2"
	500201.12	3/4"
	500201.16	1"
	500201.20	1,1/4"



SÉRIE ISO B
ISO B SERIES

Disponível: Aço, AISI 316,
Latão.
Available: Steel, AISI 316,
Brass.

Norma/Standard 7241-1Series B	CÓDIGO CODE	A	D (mm)	L2 (mm)	W.P. (bar)
	501001.2020	1,1/4" - BSP	75	252	100
	501001.2424	1,1/2" - BSP	105	262	100

Norma/Standard 7241-1 Series B	CÓDIGO CODE	A	D (mm)	L2 (mm)	W.P. (bar)
	502001.2020	1,1/4" - BSP	44,4	252	100
	502001.2424	1,1/2" - BSP	63,27	262	100

SÉRIE H5000
H5000 SERIES

Disponível: Aço, AISI 316,
Latão.
Available: Steel, AISI 316,
Brass.



FÊMEA • FEMALE

Norma/Standard - EATON, TUTHILL, GROMELLE	CÓDIGO CODE	A	D (mm)	L2 (mm)	W.P. (bar)
	50THA0500100	1/8" - BSP	23,88	41,9	1000
	50THA0501100	1/4" - BSP	27,94	50	700
	50THA0502100	3/8" - BSP	34,03	58,9	600
	50THA0503100	1/2" - BSP	38,1	68,8	500
	50THA0504100	3/4" - BSP	48	88,9	400
	50THA0505100	1" - BSP	52,06	98,8	300

MACHO • MALE

Norma/Standard - EATON, TUTHILL, GROMELLE	CÓDIGO CODE	A	D (mm)	L2 (mm)	W.P. (bar)
	50THA0500200	1/8" - BSP	10,92	27,94	1000
	50THA0501200	1/4" - BSP	14,22	35,05	700
	50THA0502200	3/8" - BSP	19,05	41,9	600
	50THA0503200	1/2" - BSP	20,57	50,03	500
	50THA0504200	3/4" - BSP	27,94	62,99	400
	50THA0505200	1" - BSP	32,26	70,87	300

SÉRIE PUSH-PULL
PUSH-PULL SERIES

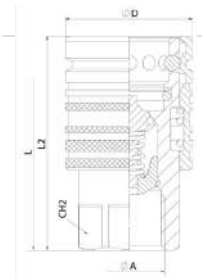
Disponível: Aço, AISI 316.
Available: Steel, AISI 316.



FÊMEA • FEMALE

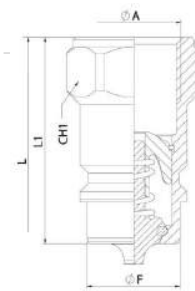
MACHO • MALE

Norma/Standard 7241-1Series A	CÓDIGO CODE	A	D (mm)	L2 (mm)	W.P. (bar)
----------------------------------	----------------	---	-----------	------------	---------------



505008.0808P	1/2" - BSP	37,8	63,5	300
--------------	------------	------	------	-----

Norma/Standard 7241-1 Series A	CÓDIGO CODE	A	D (mm)	L2 (mm)	W.P. (bar)
-----------------------------------	----------------	---	-----------	------------	---------------



505009.0808P	1/2" - BSP	20,56	48	300
--------------	------------	-------	----	-----

SÉRIE NÓRDICA
NORDIC STANDAR

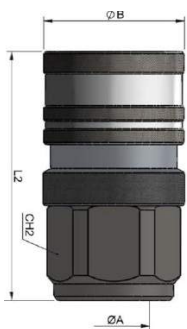
Disponível: Aço carbono
AISI 316.
Available: Stainless steel
AISI 316.



FÊMEA • FEMALE

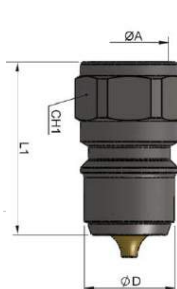
MACHO • MALE

Norma/Standard TEM. Profile	CÓDIGO CODE	A	D (mm)	L2 (mm)	W.P. (bar)
--------------------------------	----------------	---	-----------	------------	---------------



502900.04	1/4" - BSP	64	450	
502900.0606	3/8" - BSP	34	60	350
502900.0808	1/2" - BSP	40	65	300
502900.1212	3/4" - BSP	46	72	280
502900.1616	1" - BSP	62	88	250

Norma/Standard TEM. Profile	CÓDIGO CODE	A	D (mm)	L2 (mm)	W.P. (bar)
--------------------------------	----------------	---	-----------	------------	---------------



502950.04	1/4" - BSP	11,9	45	450
502950.0606	3/8" - BSP	19,85	38	350
502950.0808	1/2" - BSP	24,7	41,5	300
502950.1212	3/4" - BSP	32,7	46	280
502950.1616	1" - BSP	40,9	54,2	250



**SÉRIE FACE PLANA
350 BAR
FLAT FACE SERIES 350
BAR**

Disponível: Aço carbono
AISI 316.
Available: Stainless steel
AISI 316.

FÊMEA • FEMALE

Norma/Standard ISO 16028	CÓDIGO CODE	A	D (mm)	L2 (mm)	W.P. (bar)
	502500.0404	1/4" - BSP	28	48	350
	502500.0606	3/8" - BSP	32	64,5	350
	502500.0808	1/2" - BSP	38	80,5	350
	502500.1212	3/4" - BSP	42	78	350
	502500.1616	1" - BSP	48	92,5	350
	502500.2020	1,1/4" - BSP	55	105	300
	502500.2424	1,1/2" - BSP	80	132,5	270
	502500.3232	2" - BSP	100	165	80

MACHO • MALE

Norma/Standard ISO 16028	CÓDIGO CODE	A	D (mm)	L2 (mm)	W.P. (bar)
	502600.0404	1/4" - BSP	16,2	48	350
	502600.0606	3/8" - BSP	19,8	62,5	350
	502600.0808	1/2" - BSP	24,5	62,5	350
	502600.1212	3/4" - BSP	27	70,5	350
	502600.1616	1" - BSP	30	82,5	350
	502600.2020	1,1/4" - BSP	36	90	300
	502600.2424	1,1/2" - BSP	57	111	270
	502600.3232	2" - BSP	73	125	80



**SÉRIE FACE PLANA
250 BAR
FLAT FACE SERIES 250
BAR**

Disponível: Aço carbono
AISI 316.
Available: Stainless steel
AISI 316.

FÊMEA • FEMALE

Norma/Standard ISO 16028	CÓDIGO CODE	A	D (mm)	L2 (mm)	W.P. (bar)
	502500.0404S	1/4" - BSP	28	48	300
	502500.0606S	3/8" - BSP	32	64,5	300
	502500.0808S	1/2" - BSP	38	80,5	300
	502500.1212S	3/4" - BSP	42	78	220
	502500.1616S	1" - BSP	48	92,5	200
	502500.2020S	1,1/4" - BSP	55	105	200
	502500.2424S	1,1/2" - BSP	80	132,5	200
	502500.3232S	2" - BSP	100	165	160

MACHO • MALE

Norma/Standard ISO 16028	CÓDIGO CODE	A	D (mm)	L2 (mm)	W.P. (bar)
	502600.0404S	1/4" - BSP	16,2	48	300
	502600.0606S	3/8" - BSP	19,8	62,5	300
	502600.0808S	1/2" - BSP	24,5	62,5	300
	502600.1212S	3/4" - BSP	27	70,5	220
	502600.1616S	1" - BSP	30	82,5	200
	502600.2020S	1,1/4" - BSP	36	90	200
	502600.2424S	1,1/2" - BSP	57	111	200
	502600.3232S	2" - BSP	73	125	160

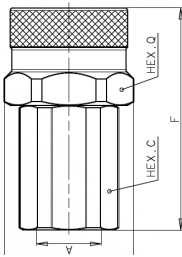


**SÉRIE MARTELO
HIDRÁULICO
VEP SERIES -
HYDRAULIC HAMMER**

Disponível: Aço carbono
AISI 316.
Available: Stainless steel
AISI 316.

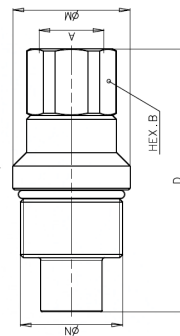
FÊMEA • FEMALE

Norma/Standard ISO 16028	CÓDIGO CODE	A	D (mm)	L2 (mm)	W.P. (bar)
	50FVEP09P	1/2" - BSP	70,8	41,8	550
	50FVEP13P	3/4" - BSP	84,8	49,8	550
	50FVEP17P	1" - BSP	97,7	58,8	500
	50FVEP21P	1.1/4" - BSP	105,8	69,8	470



MACHO • MALE

Norma/Standard ISO 16028	CÓDIGO CODE	A	D (mm)	L2 (mm)	W.P. (bar)
	50MVEP09P	1/2" - BSP	27	M33X2	550
	50MVEP13P	3/4" - BSP	36	M40X3	550
	50MVEP17P	1" - BSP	46	M50X3	500
	50MVEP21P	1.1/4" - BSP	55	M58X3	470



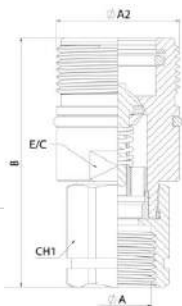
**VÁLCULA ROSCA
SCREW COUPLINGS**

Disponível: Aço carbono
AISI 316.
Available: Stainless steel
AISI 316.



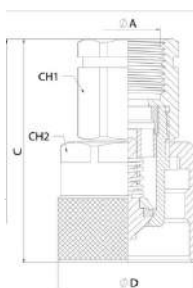
FÊMEA • FEMALE

Norma/Standard DIN 3852	CÓDIGO CODE	A	D (mm)	L2 (mm)	W.P. (bar)
	502410.0404I	1/4" - BSP	60	M24X2	450
	502410.0606I	3/8" - BSP	64	M28X2	450
	502410.0808I	1/2" - BSP	70	M36X2	400
	502410.1212I	3/4" - BSP	86	M42X2	400
	502410.1616I	1" - BSP	100	M48X3	300



MACHO • MALE

Norma/Standard DIN 3852	CÓDIGO CODE	A	D (mm)	L2 (mm)	W.P. (bar)
	502310.0404I	1/4" - BSP	59,3	34	450
	502310.0606I	3/8" - BSP	61,2	34	450
	502310.0808I	1/2" - BSP	67,5	41,8	400
	502310.1212I	3/4" - BSP	80	48	400
	502310.1616I	1" - BSP	87,5	59,8	300



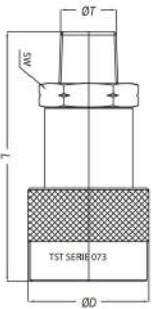
SÉRIE 700 bar
700 bar SERIES

Disponível: Aço carbono
AISI 316.
Available: Stainless steel
AISI 316.



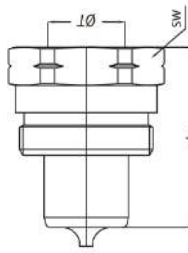
FÊMEA • FEMALE

Norma/Standard DIN 3852	CÓDIGO CODE	A	D (mm)	L2 (mm)	W.P. (bar)
	T073TGB13	1/4" - BSP	60	28	700
	T073TGB17	3/8" - BSP	70	35	700



MACHO • MALE

Norma/Standard ISO 16028	CÓDIGO CODE	A	D (mm)	L2 (mm)	W.P. (bar)
	T073NUB13	1/4" - BSP	32	19	700
	T073NUB17	3/8" - BSP	38	23	700



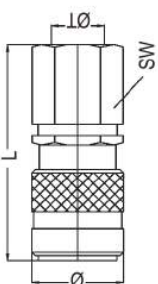
SÉRIE 1000 bar
1000 bar SERIES

Disponível: Aço carbono
AISI 316.
Available: Stainless steel
AISI 316.



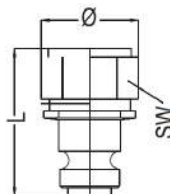
FÊMEA • FEMALE

Norma/Standard - 1000 BAR	CÓDIGO CODE	A	D (mm)	L2 (mm)	W.P. (bar)
	50CJ115.1200	1/4" - BSP	61,5	28	1000
	50CJ115.1404	3/8" - BSP	63,5	28	1000



MACHO • MALE

Norma/Standard - 1000 BAR	CÓDIGO CODE	A	D (mm)	L2 (mm)	W.P. (bar)
	50CJ115.6202	1/4" - BSP	38	22	1000
	50CJ115.6402	3/8" - BSP	39,5	24	1000





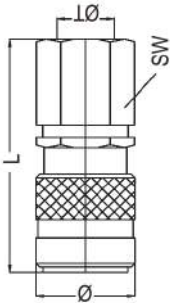
SÉRIE 1500 bar
1500 bar SERIES

Disponível: Aço carbono
AISI 316.
Available: Stainless steel
AISI 316.

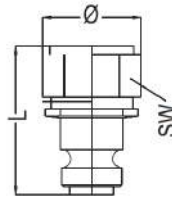
FÊMEA • FEMALE

MACHO • MALE

Norma/Standard DIN 3852	CÓDIGO CODE	A	D (mm)	L2 (mm)	W.P. (bar)
	50CJ116.1201	1/8" - BSP	54	28	1500
	50CJ116.1202	1/4" - BSP	61,5	28	1500



Norma/Standard ISO 16028	CÓDIGO CODE	A	D (mm)	L2 (mm)	W.P. (bar)
	50CJ116.6201	1/8" - BSP	33,5	17	1500
	50CJ116.6202	1/4" - BSP	38	22	1500



SERIE 35



SERIE 36



SERIE 74



SERIE 83



SERIE 93



SERIE 98



SERIE 103



SERIE 104



SERIE 105



SERIE 106



SERIE 150



SERIE 152



SERIE 124



SERIE 126



SERIE 127



SERIE 108



SERIE 100



SERIE 165



SERIE ACR - ACB



SERIE DP



SERIE GR

barboflex.pt